

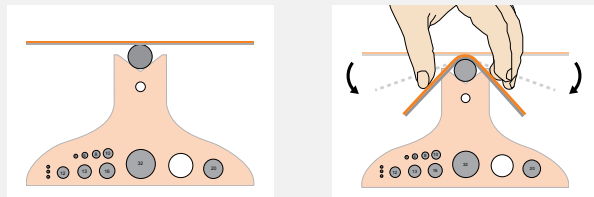
Elcometer 1500 Cylindrical Mandrel on a Stand

The Elcometer 1500 is a simple instrument for determining the elasticity, adhesion and cracking of dry paint on flat specimens, consisting of a mandrel support which also serves as a test stand.

Coated metal sheets, maximum 150mm (5.9") in length x 100mm (3.93") wide, are manually and successively bent around mandrels of decreasing diameter until cracks appear.



How to use the Cylindrical Mandrel on a Stand



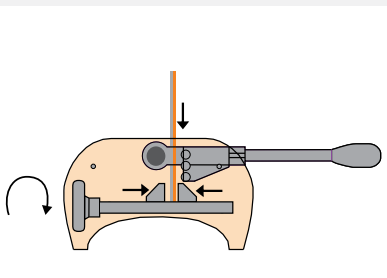
STANDARDS:

AS/NZS 1580.402.1, ASTM D 522-B, ASTM D 1737, BS 3900-E1, DIN 53152, ISO 1519-1, JIS K 5600-5-1, NF T30-040

Technical Specification

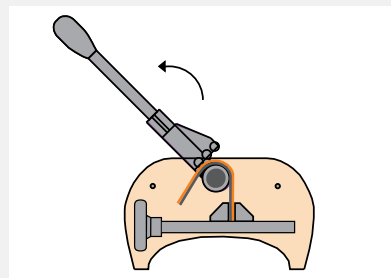
Part Number	Description
K0001500M002	Elcometer 1500/2 Metric Set of 13 Cylindrical Mandrels on a stand from 2 to 32mm
KOUS1500M001	Elcometer 1500/1 Imperial Set of 7 Mandrels from 1/8" to 1"
Mandrel Size	Metric Version: 2, 3, 4, 5, 6, 8, 10, 12, 13, 16, 20, 25, and 32mm Imperial Version: 1/8, 1/4, 3/8, 1/2, 5/8, 3/4, 1"
Dimensions	178 x 138 x 145mm (7 x 5.3 x 5.7")
Weight	3.3kg (7.26lb)
Packing List	Set of 7 mandrels (Elcometer 1500/1), Set of 13 mandrels (Elcometer 1500/2) and operating instructions

How to use a Cylindrical Mandrel Bend Tester



Insert large diameter mandrel followed by the coated test panel, making sure that the painted area faces away from the mandrel.

Tighten the vice by rotating the vice handle.



With a smooth action pull the lever around the mandrel. Check coating for damage.

Repeat as necessary with smaller diameter mandrels.